

# TE12200

## 12V 200Ah

### Smart Lithium iron phosphate battery



## Littech 12V 200Ah SMART LITHIUM IRON PHOSPHATE BATTERY

Littech intelligent lithium iron phosphate battery is equipped with automatic balancing function, providing more flexible usage scenarios. The integrated intelligent battery management system (BMS) can not only protect the battery from various abnormal conditions, but also monitor and manage the charging/discharging process. Integrated high temperature protection, ABS reinforced bracket, anti-vibration design, especially suitable for harsh road conditions and complex usage scenarios, weighing only 18.5kg, with a long cycle life.

### KEY FEATURES

#### Auto-Balance

Cell balance design inside the Smart BMS.

#### Ultra-Safety

The Battery management system(BMS) provides comprehensive protection to the battery and manages the charging/discharging process wisely

#### 4S4NP Directly Strings up

The battery management system (BMS) supports up to 4 series connections, with no limit on the number of parallel connections (number of series connections \*N)

#### Resist Vibration Design

ABS Reinforce Holder, resist vibration design, especially design for those bad road condition

#### Lighter and Smaller

483\*170\*240mm dimension, 18.5kg only, easy for lead-acid replacement, maintenance free.

## ELECTRICAL SPECIFICATIONS

Nominal Voltage	12.8V
Nominal Capacity	200Ah
Capacity @20A	600min
Energy	2560Wh
Resistance	≤30mΩ @ 50% SOC
Efficiency	99%
Self Discharge	≤3.5% Per Month
Maximum Modules in Series or Parallel	4S4NP

## MECHANICAL SPECIFICATIONS

Dimensions[L*W*H]	483*170*240mm
Weight	18.5KG
Terminal Type	M8/M6
Case Material	ABS
Enclosure Protection	IP55
Cell Type	Prismatic
Chemistry	LiFePo4
Configuration	4S2P

## DISCHARGE SPECIFICATIONS

Maximum Continuous Discharge Current	100A
Peak Discharge Current	110A≤10s
BMS Discharge Current Cut-off	330A±62/320ms
Recommend Low Voltage Disconnect	11.2-12.4V
BMS Discharge Voltage Cut-off	10V[2.5±0.1V][2±1s]
Reconnect Voltage	10.8V[2.7±0.1V]
Short Circuit Protection	560-900μs

## CHARGE SPECIFICATIONS

Remomend Charge Current	20-100A
Maximum Charge Current	100A
Recommend Charge Voltage	14.2-14.6V
BMS Charge Voltage Cut-off	14.6V[3.65±0.1V][2±1s]
Reconnect Voltage	13.8V[3.45±0.1V]
Balancing Voltage	13.2V[3.3±0.03V]
Balancing Current	200±50mA

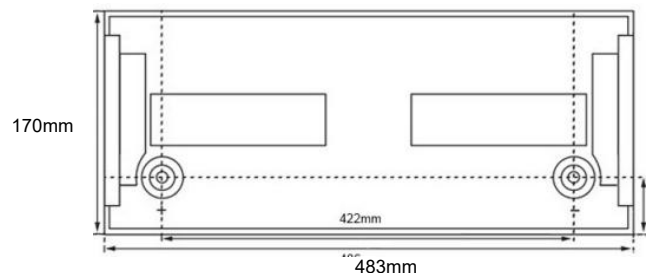
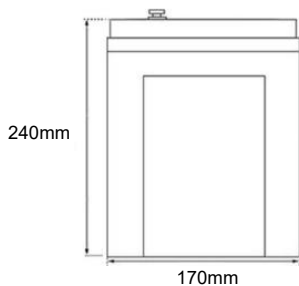
## TEMPERATURE SPECIFICATIONS

Discharge Temperature	-4 to 140°F[-20 to 60°C]
Charge Temperature	32 to 131°F[0 to 55°C]
Storage Temperature	23 to 95°F[-5 to 35°C]
High Temperature Cut-off Discharge	140F[60°C][Customized]
Low Temperature Cut-off Disharge	-4°F [-20°C][Customized]
Reconnect Temperature	122F[50°C][Customized]
Low Temperature Cut-off Charge	32°F[0°C][Customized]
High Temperature Cut-off Charge	131°F[55°C][Customized]

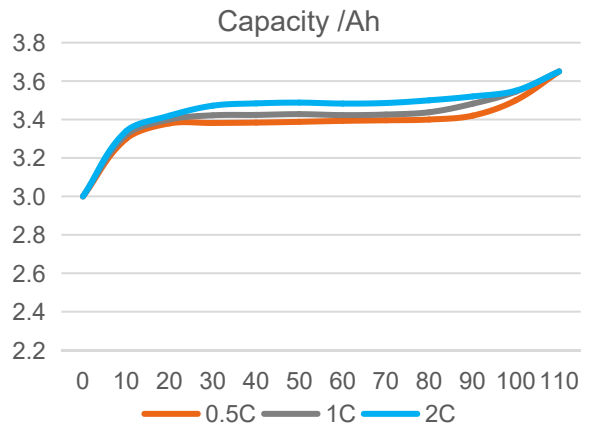
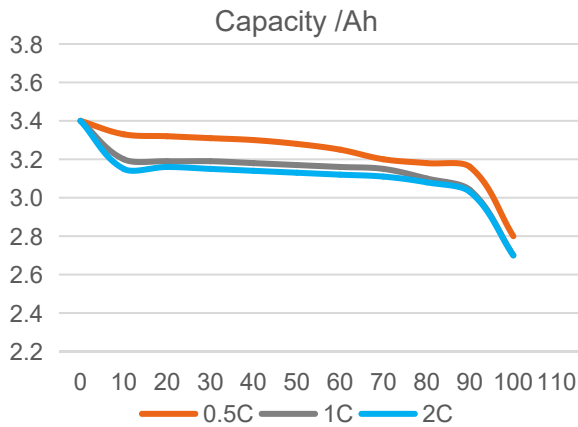
## COMPLIANCE SPECIFICATIONS

Certifications	CE[Battery],UN38.3[Battery] IEC62133[cell]
Shipping Classification	UN3480,CLASs9

## DIMENSIONAL SPECIFICATIONS

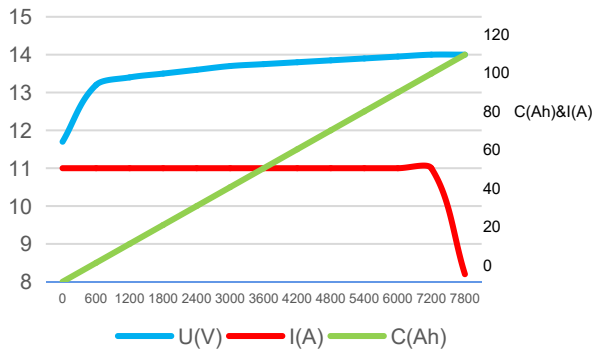


**Charge/Discharge Capacity At Different Rates for cell [ Room Temperatue]**

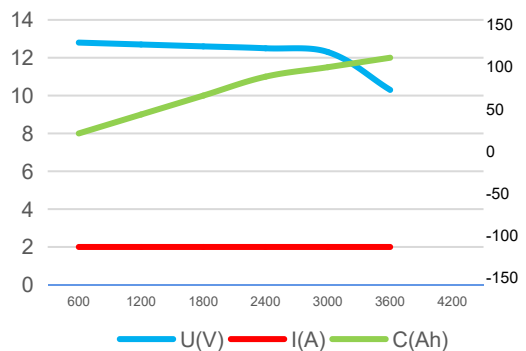


**Charge/Discharge Capacity At Different Rates for Battery Pack [ Room Temperatue]**


0.5C Charge Voltage & Current & Capacity Curve



1.0C Discharge Voltage & Current & Capacity Curve



**PRODUCT DISPLAY**





Strive to be the preferred partner  
for the Global New Energy Industry

## **Shenzhen Littech Energy Co.,LTD**

Web: [www.ltc-energy.com](http://www.ltc-energy.com)

Email: [info@lith-tec.com](mailto:info@lith-tec.com)

Tel: +(00) 86 0755-23300421